

# TX1 PosiProfile™

Bridging the divide between manual generic and fully automated fixtures, the TX1 PosiProfile™ combines both worlds into one revolutionary luminaire.

**Light source**

TE™ 500W Multi-Spectral LED engine

**Light output**

13.600 lm, CRI 95+, + - Green Correction Function, Cpulse™ special flicker free management for HD and UHD cameras, ready for 8K and 16K

**Zoom range**

5.5°- 50°

**Effects**

Framing Shutters, Iris, Frost, Optional drop-in module with Static gobo wheel, Rotating gobo wheel and Animation Wheel



Designed to operate as a fully-fledged moving head profile or as a static but repositionable profile, the unique TX1 PosiProfile™ allows positioning and operation within extremely confined spaces where crew access is problematic or movement options are severely limited or not required.

Usually, fixtures require pre-use pan and tilt movement to calibrate to ensure accurate control when power cycling. Not so with the TX1!

Via our new MAPS™ (Motionless Absolute Positioning System) patented technology, the luminaire remains motionless while calibrating, unlike all other fixtures that must at least move to their home position.

Using our Robe patented BARS™ (Brake Attribute Retention System) operated directly from your console, TX1 remains static due to its ability to lock motorised attributes, such as pan and tilt, zoom and focus, in place. The fixture remains there until they are released.

Able to restrict movement before even installation via either the onboard QVGA display or from your console, you are protected against collision and accidental damage when TX1 is in extremely tight spaces.

Fully functional, the TX1 maintains the full movement capabilities of a standard moving head profile, allowing it to operate as such.

With a patented MSL-TE™ 500W Multi-Spectral LED engine generating over 13.500-lumen output, you have all the advantages of data harvesting, cost-effective engine change and longevity that TRANSFERABLE ENGINE technology delivers.

Light quality is assured. Belonging to the T Series, you have the same colour control platform as other fixtures in the range to produce identical colour mixing. Perfect colour rendition is assured with an adjustable CRI of 80 to 95+ and a variable CCT of 2.700K – 8.000K.

Our DataSwatch™ onboard colour library contains 237 of your favourite colours and tones, including factory-calibrated whites using the RCC™ (Robe Colour Calibration) system for accurate reproduction and on-call self-recalibration of the LED engine. No external tools are required.

The 9:1 ratio 5.5°-50° zoom range with superb optics and industry-leading beam quality and homogenisation guarantees perfect projection and flat beams. The patented Plano4™ four individual plane shutter module, with 120° module rotation, produces precise shutter cuts without any distorting pillowing effect, with iris included as standard.

Two MagFrost™ quick change frosts are included. A 1° for softening and a 5° for washes. Others are available on request.

TX1's modular approach ensures cost-effectiveness when used as a repositionable profile. If effects are required, an optional module is available with a fully indexable rotating gobo wheel with 7 gobos, a static wheel with 9 gobos, and an animation wheel.

This luminaire, as you would expect, comes packed with additional Robe innovations. Cpulse™ flicker-free management system for HD and UHD cameras; L3™ Low Light Linearity dimming software for imperceptible fades to black; AirLOC™ (Less Optical Cleaning) technology keeping the optical elements in pristine condition for far longer.

TX1 PosiProfile™ - Bridging the divide between manual and automated luminaires.

# Technical Specification

## Source

- Light source type: MSL-TE™ 500W LED engine (Patented)
- Colour temperature: 3.200 K
- Colour rendition: CRI 95, TLCI 91
- LED life expectancy: min. 40.000 hours
- Typical lumen maintenance: L70/B50 @ 40.000 hours
- Light source warranty: 4 years or 20.000 hours

## Optical system

- Robe's proprietary optical design
- High-efficiency zoom optical system, ratio 9:1
- Zoom range: 5.5° - 50°
- Fixture total lumen output:
  - 13.600 lm (integrating sphere)
  - 11.000 lm (goniophotometer)
- Illuminance: 35.740lx @ 5 m
- Output lens diameter: 150 mm

## Dynamic Effects and Features

- Factory calibrated whites and colours via the new RCC™ (Robe Colour Calibration) system, automatic or on-call self-re-calibration of the LED engine without the use of any external tool (Patent pending)
- Colour mixing: CMY/RGB or RGBAL
- White light: Variable CCT 2.700K - 8.000K
- DataSwatch™ filters: pre-programmed 237 colours and tones including most used whites 2.700K, 3.200K, 4.200K, 5.600K and 8.000K
- Tungsten lamp effect: 750W, 1.000W, 1.200W, 2.000W, 2.500W lamp emulation for whites from 2.700K to 4200K (red shift and thermal delay)
- + - Green correction function
- Adjustable CRI from 80 to 95+
- Framing shutters: Patented Plano4™ framing shutters module with 4 individually positionable blades plus rotation of the complete frame system + - 60°
- Optional drop-in gobo module: Static, rotating gobo wheel and animation wheel
- Static gobo wheel: 9 static, replaceable breakup gobos + open, all gobos specially selected for theatrical and TV productions, patented slot & lock system
- Rotating gobo wheel: 7 rotating, indexable and replaceable breakup and aerial gobos + open, patented slot & lock system
- Animation wheel: Aluminium animation wheel, used alone or in combination with gobos, rotating in both directions at variable speed
- Iris: Motorized, stepless, pulse effects up to 3 Hz
- Frosts: MagFrost™ - magnetic paddle fast change system providing exchangeable frosts containing as standard a very light 1° for instant softening of the projected gobo or framing shutters, and a medium 5° for even wash, both specifically selected for theatre and TV use
- HSL™ - Hot-Spot Lens for LED profiles: from flat field to 6:1 hot-spot (optional)
- Motorized zoom and focus
- Electronic strobe effect with variable speed up to 20 Hz: pre-programmed random strobe & pulse effects
- High resolution electronic dimming: 0 - 100%
- L3™ - (Low Light Linearity) Imperceptible 18 bit dimming for ultra smooth fade to black
- Extremely quiet operation suitable for all types of production in Theatre and TV
- Cpulse™ special flicker-free management for HD and UHD cameras, ready for 8K and 16K
- AirLOC™ (Less Optical Cleaning) technology greatly reduces the level of airborne particles drawn over the optical elements. This increases the overall performance, light quality and time between routine cleaning and maintenance.
- BARS™ - Brake Attribute Retention System (Patented) applied for Pan, Tilt, Focus and Zoom stepper motors

## Control and programming

- Setting & Addressing: ROBE Navigation System 2 (RNS2)
- Display: QVGA Robe touch screen with battery backup, gravitation sensor for auto screen positioning, operation memory service log with RTC, stand-alone operation with 3 editable programs (each up to 100 steps), built-in analyser for easy fault finding
- Protocols: USITT DMX-512, RDM, ArtNet, MA Net, MA Net2, sACN
- REAP™ - Robe Ethernet Access Portal
- Epass™: Ethernet pass through switch which sustains Ethernet integrity, when the fixture has no power, to automatically maintain network connectivity - on request
- Wireless CRMX™ technology from Lumen Radio - on request
- DMX Protocol modes: 6
- Control channels: 40, 27, 44, 48, 33, 52
- Pan & Tilt resolution: 16 bit
- Colour mixing: 8 or 16 bit (internal 18 bit)
- Variable CCT: 8 bit
- Adjustable CRI: 8 bit
- + - Green correction: 8 bit
- Framing shutters module movement & rotation: 8 bit
- Rotating gobo wheel positioning: 8 bit
- Gobo indexing & rotation: 8 or 16 bit
- Animation wheel: 8 bit
- Animation wheel rotation: 8 bit
- Iris: 8 or 16 bit
- Frost: 8 bit
- Zoom: 8 or 16 bit
- Focus: 8 or 16 bit
- Dimmer: 8 or 16 bit (internal 18 bit)

## Movement

- Pan movement: 540°
- Tilt movement: 280°
- Movement control: Standard and Speed
- Automatic Pan & Tilt position correction
- EMS™: Electronic Motion Stabilizer system for Pan & Tilt reducing beam deviation caused by truss movement or vibration (Patented)
- MAPS™ - Motionless absolute positioning system for Pan & Tilt (Patented)

## Static gobos

- 9x static glass gobos: (with optional drop-in gobo and animation module)
- Aluminium gobo wheel
- High temperature borofloat or better glass
- slot & lock system for easy replacement of gobo

## Rotating gobos

- 7x rotating glass gobos: (with optional drop-in gobo and animation module)
- Outside diameter: 26.8 mm
- Image diameter: 23.5 mm
- Thickness: 1.1 mm
- Max. thickness: 4 mm
- High temperature borofloat or better glass
- Patented slot & lock system for easy replacement of gobos

## Effect wheel

- Single animation wheel: (with optional drop-in gobo and animation module)
- Material: Aluminium
- Can be used alone or in combination with rotating gobos
- Rotating in both directions at variable speed

## Framing shutters system

- Patented Plano4™ framing shutters module
- Shutters: 4 Blades, each with separate movement and +- 25° rotation control
- Movement: Smooth with variable speed, ultrafast blade movements for creating mid-air effects
- Rotation: +- 60° of the complete framing system
- Pre-programmed: Shape and blade sequences

## Thermal specification

- Maximum ambient temperature: 45°C (113°F)
- Maximum surface temperature: 75°C (167°F)
- Minimum operating temperature: -5°C (23°F)
- Total heat dissipation: max. 1637 BTU/h (calculated)

## Electrical specification and connections

- Power supply: Electronic auto-ranging
- Input voltage range: 100-240 V, 50/60 Hz
- Power consumption: max. 640 W
- Power connector in: Neutrik powerCON TRUE1
- DMX and RDM data in/out: Locking 3-pin & 5-pin XLR
- Ethernet port in/out: RJ45 for Embedded Epass™ switch 10/100 Mbps - on request
- USB connector (series A) for lightmaster purposes

## Approvals

- CE Compliant
- cETLus Compliant

## Mechanical specification

- Height: 739 mm (29.1") - Head in vertical position
- Width: 383.5 mm (15.1")
- Depth: 262 mm (10.3") - Head in vertical position
- Weight:
  - 24.9 kg (54.9 lbs)
  - 26.6 kg (58.6 lbs) with optional drop-in gobo modul
- Ingress protection rating: IP20

## Rigging

- Mounting positions: 0°, 32°, 90°
- Universal operating position
- Mounting points: 5 pairs of 1/4-turn locking points
- 2x Omega adaptors with 1/4-turn quick locks
- Safety cable attachment point
- Pan & Tilt transport locks

## Included items

- User Manual
- Omega Adaptor CL-regular 2 pcs
- Power cord including powerCON TRUE1 In connector
- Gel frame adaptor: 10980440

## Optional accessories

- TX1 MSL-TE™ 500W White LED Engine: 14080088
- Gel frame: 10980443 (compatible with standard adaptor 10980440 only)
- Top Hat 50° T11/TX1 black: 10980768
- Drop-in gobo and animation module TX1 PosiProfile: 10980749
- Frost 0.5° (exchange) assembled: 10980583
- Frost 1° (exchange) assembled: 10980578
- Frost 5° (exchange) assembled: 10980573
- Frost 10° (exchange) assembled: 10980497
- Frost 20° (exchange) assembled: 10980574
- Frost 30° (exchange) assembled: 10980584
- Hot-Spot lens in gobo holder: 10980483
- Doughty Trigger Clamp: 17030386
- Omega Adaptor Tall CL - 2 pcs in box: 10980501
- Safety wire 36 kg: 99011963
- Upgrade kit CRMX Universal 260: 99030100
- Single Top Loader Case: 10120290
- Dual Top Loader Case: 10120291
- Foam Shell: 20020445

## Legal

- TX1 PosiProfile™ is a Trademark of Robe lighting s. r. o.
- TX1 PosiProfile™ is patented by Robe lighting s. r. o. and protected by one or more pending or issued patents



# Gobos&Colours

## Rotating Gobo Wheel



15020450



15020451




15020452




15020453



15020454



15020455



15040026

## Static Gobo Wheel




15020456



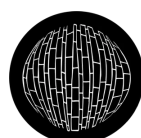
15020457



15020458



15020459



15020460



15020461



15020462




15020463



15020464

## Animation Wheel



11020208-02